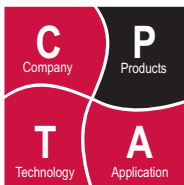
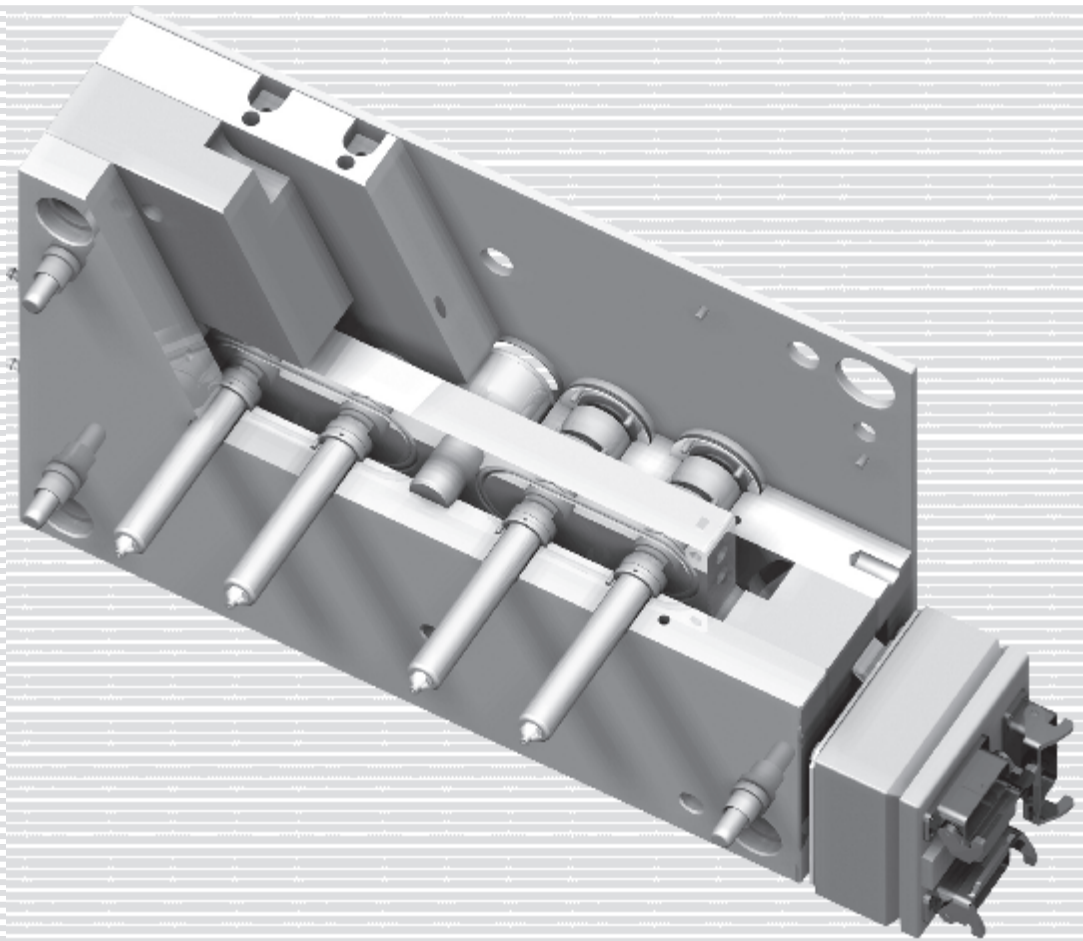


Hot Halves

Hot Runner Systems including Mould Plates



Illustrations simplified, schematically drawn and not to scale.

Product type

In the form of Hot Halves, the pre-stage of a complete half of a mould, hot runner systems are supplied completely mounted in mould plates, pre-wired, pre-piped if required and fully adjusted.

Components

Hot runner system

- 1. Screw fit manifold nozzle
- 2. Face fit manifold nozzle
- 3. Manifold and inlet bushing
- 4. Actuator

Connections

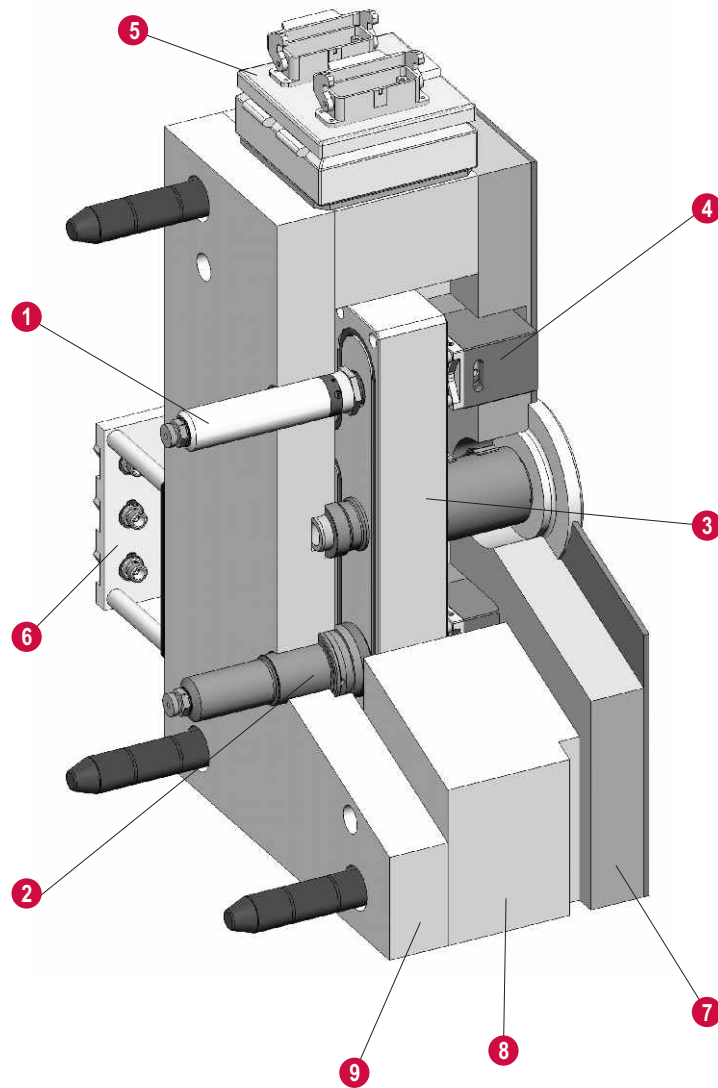
- 5. Wiring
- 6. Piping

Mould plates

- 7. Clamping plate
- 8. Spacer plate
- 9. Nozzle plate

Design and layout of Hot Halves are done according to customer specification.

There are different possibilities how to design the plate layout as shown on page 2.



Depending on application there are several different options for the plate layout of Hot Halves.

Shown on the right there some examples for different plate layouts.

1. Open

- The hot runner system (and supply lines) are mounted open in the plate or cut out
- Only possible with screw fit manifold nozzles

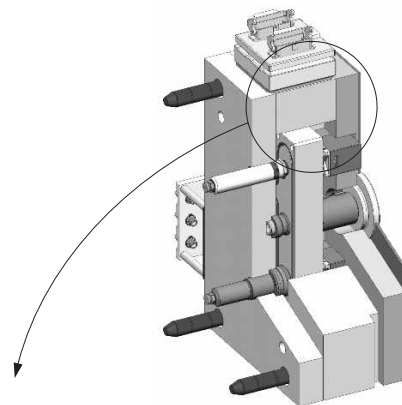
- a) One plate layout
- b) Two plate layout

2. Closed

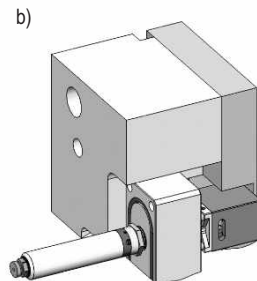
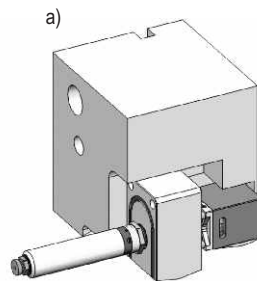
- The hot runner system (incl. supply lines) is covered by the nozzle plate or completely enclosed by the mould plate
- necessary for face fit nozzles

- c) Two plate layout
- d) Three plate layout
- e) Centre block for stack mould

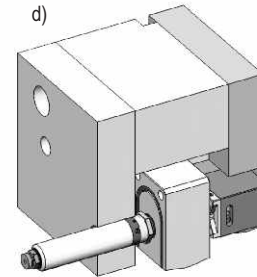
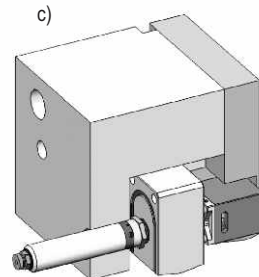
Illustrations simplified, schematically drawn and not to scale.



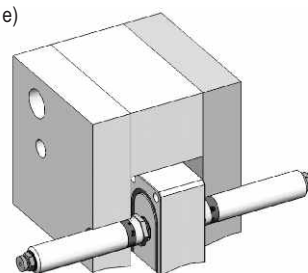
1



2



e)



Illustrations simplified, schematically drawn and not to scale.

1. Hot half, 4 ports, closed

- 3 plates
- face fit manifold nozzles series CB ... M

2. Hot half, 64 ports, closed




- 3 plates
- face fit manifold nozzles series 04 C02

3. Hot half, 4 ports, open

- 2 plates
- screw fit valve gate manifold nozzles series 12 E01

4. Hot half, 4 ports, centre block for stack mould

- 3 plates
- face fit manifold nozzles series CB ... M



Illustrations simplified, schematically drawn and not to scale.


1. Hot half, 5 ports, open

- 2 plates
- screw fit valve gate manifold nozzles series EB (16 E01)


2. Hot half, 3 ports, open

- 2 plates
- screw fit valve gate manifold nozzles series EC (22 E01)
- Hydraulic oil filter and control block for cascade moulding
- Needle position control

1



2



www.synventive.com

MK-PRM.BRM.GB-P.HOTHAV 2009-05-01

 **Synventive**
molding solutions